
NEIGHBORHOOD SAFETY MEETING

JUNE 22, 2023, 6:00PM – 7:00 PM

THE PRISM CENTER



VALLEY VIEW
NEIGHBORHOOD ASSOCIATION

AGENDA



- 5:45 – 6:00 Sign In
- 6:00 – 6:05 Welcome and Introduction
- 6:05 – 6:30 Officer Fabian Hernandez, Neighborhood Police Officer
 - Neighborhood Safety Statistics and Firearm Securement
 - Q&A
- 6:30 – 6:55 Angela Klattenhoff, Commissioner District 11 Citizens Homeless Commission
 - Point In Time Count Results
 - USICH All INside Initiative
 - What About Our Neighborhood? 311, The Woods at Valley View
- 6:55 – 7:00 Announcements and Upcoming Events

NEIGHBORHOOD POLICE OFFICER FABIAN HERNANDEZ



2023 POINT IN TIME COUNT



2023 STATE OF HOMELESSNESS in Dallas and Collin Counties


Point-in-Time (PIT) count, our annual census of our unhoused neighbors, a requirement under Federal Law, helps communities understand the extent of homelessness, changing trends, and the measure of their success.

4244

Individuals Experiencing Homelessness
on a Single Night in 2023

28% Unsheltered 72% Sheltered

↓ 4% Decrease in Homelessness Overall
14% Decrease in Unsheltered Homelessness



Homeless Services System Performance in FY 2022

Rare
↑ 18%
Increase in People Exiting to
Permanent Housing

Brief
95 Days
Average # of Days People
Experience Homelessness

Non-recurring
92%
Remained Housed
After 12 Months

Community Trends

This year, we saw a significant decrease in the number of neighbors experiencing chronic and unsheltered homelessness, which can be attributed to our community's investment in additional rehousing resources. This underscores the importance of continuing to prioritize housing interventions that aim to end a neighbor's homelessness, rather than temporary solutions. Increases in the number of people staying in temporary housing and crisis-based environments drove an overall increase in the count among Veterans, individuals in families, and youth. This sends a clear signal that when individuals and families seek assistance from the homeless response system, we must be equipped to offer immediate housing solutions.

↓ **Chronic Homelessness: 691**
32% Decrease Since 2022

↑ **Veteran Homelessness: 365**
21% Increase Since 2022

↑ **Youth Homelessness: 192**
18% Increase Since 2022

↑ **Family Homelessness: 946**
15% Increase Since 2022



www.HousingForwardNTX.org

Race Breakdown



59.5% Black or African American
34.8% White
1.4% Asian
1.4% American Indian
0.4% Pacific Islander
2.3% Multiple Races

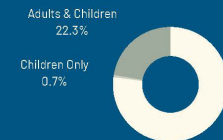
Black households make up just 20% of the general population in Dallas and Collin Counties but 59.5% of the homeless population.

Gender Breakdown



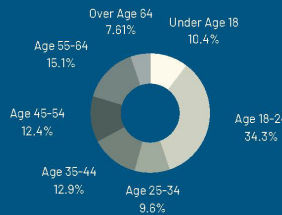
37% Female
63% Male
0.3% Gender that is not singularly
'Female' or 'Male'
0.3% Transgender
0.07% Questioning

Households



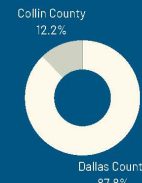
Adults & Children
22.3%
Children Only
0.7%
No Children
77.1%

Age Distribution



Over Age 64
7.61%
Under Age 18
10.4%
Age 55-64
15.1%
Age 45-54
12.4%
Age 35-44
12.9%
Age 25-34
9.6%
Age 18-24
34.3%

County Breakdown



Collin County
12.2%
Dallas County
87.8%

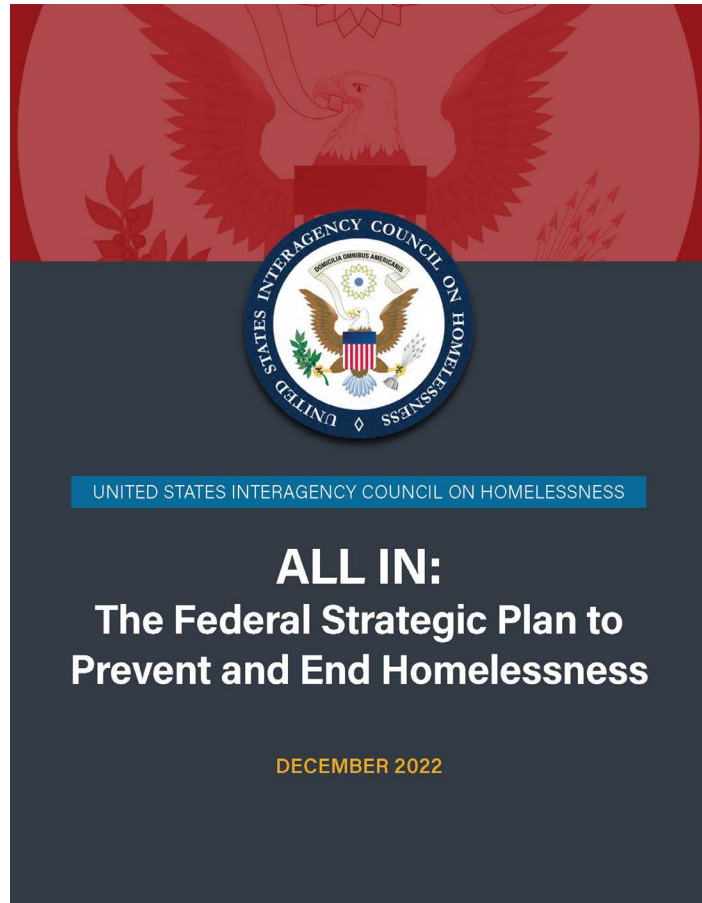
Community Goals

EFFECTIVELY END VETERAN HOMELESSNESS

SIGNIFICANTLY REDUCE CHRONIC UNSHELTERED HOMELESSNESS

SIGNIFICANTLY REDUCE FAMILY & YOUTH HOMELESSNESS

USICH ALL INSIDE INITIATIVE – FEDERAL STRATEGIC PLAN



- Released in December 2022
- USICH chairs are VA Secretary Denis R. McDonough and HUD Secretary Marcia Fudge
- Executive Director Jeff Olivet
 - Plan built on the foundations of equity, data and collaboration
 - Designed around the solutions of housing and supports, homelessness response and prevention

USICH ALL INSIDE INITIATIVE – WHAT DOES THIS MEAN FOR DALLAS?

- Dallas is 1 of 7 cities in the US selected to receive federal support to expand our program of Rapid Rehousing and to find resources and remove red tape at the federal level to address:
 - Lack of housing
 - Rise of Rent Amid Slow Wage and Income Growth
 - Inadequate access to quality health care, education and supportive services
 - Limited alternatives to unsheltered homelessness
 - Criminalization of homelessness
 - Trauma and fatigue among providers



Photo credit: Justin Terveen Photography

OUR NEIGHBORHOOD



- 311 submissions
- Decommissioning of camps:
 - The Woods at Valley View
 - DPD Bike Patrols
 - Mounted Patrols
 - Established Friends Group



UPCOMING EVENTS AND ANNOUNCEMENTS

Events:

- Annual Members Meeting in September

Announcements:

- Our needs list submitted to Council Member Schultz, list compiled and returned for check.
- Board Members: we have a few positions available beginning 2024.
- VIP – please consider volunteering
- Membership – talk to your neighbors